


## LED Mini Lightbar Magnetic Mount



### WIRING DESIGNATION

Red: +VDC  
Blue: Ground  
Green: Signal

### FLASH PATTERNS

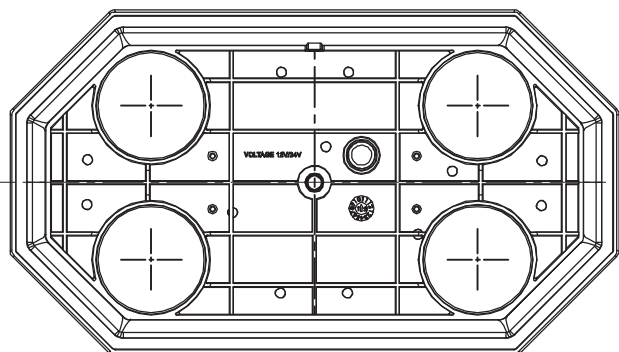
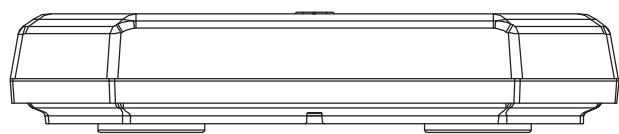
Momentarily apply +VDC to green wire or change pattern switch:

- 0.5 seconds for next pattern
- 2.5 seconds for reset to FP#1

FP#	FLASH PATTERNS
1	Double (Rear-Side-Front-Full)
2	Double ( Right-left Split )
3	Triple (Full)
4	1)-2)-3) Combine
5	Rotate (Single)
6	Rotate ( 7 Groups Triple )
7	H/L (Right-left Split)-Quint ( Full )
8	Triple H/L ( Full- Right-Left)
9	Quint ( Full )
10	3)-2)-5) Combine

**WARNING:** Do not look directly into LEDs while in operation; may cause momentary blindness and/or eye damage.

### Magnet Mount (Standard)



**NOTE:** 1. This unit is factory set at FP#1

**WARNING:** It is not recommended to use magnetically mounted warning devices on vehicles in motion. Usage is at the sole risk and responsibility of the user.